

FIRE EXTINGUISHER

FAT FIRE EXTINGUISHER



Fat fire extinguishers WF 6n-C and WF 9n-C

Safe for certain.

MINIMAX

Product

- ▶ The fire extinguisher for fat fires with a special approval for salad oil and nutrient fat fires ensures safety in kitchen areas.
- ▶ In case of salad oil and nutrient fat fires the extinguishing agent Febramax saponifies the burning liquid. A barrier layer is formed, which stops the oxygen supply. At the same time the extinguishing agent cools the salad oil or nutrient fat down below the temperature of inflammation, preventing the fire from flaring back.



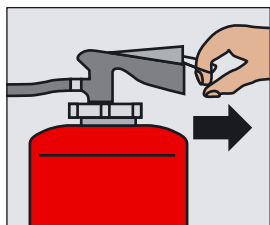
Range of application

- ▶ The fire extinguisher for fat fires was especially designed for fighting salad oil and nutrient fat fires.
- ▶ Typical ranges of application are
 - large scale catering establishments
 - canteens, kitchens
 - catering trade
 - restaurants, grill-rooms
 - snack bars

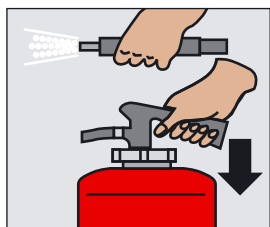
Your advantages

- ▶ Systematic extinguishing reaction due to an aqueous solution and highly effective additives
- ▶ Highly effective on fat fires due to the combination of cooling and barrier effect
- ▶ Extremely high safety against re-inflammation
- ▶ Hygienically safe
- ▶ Recognised as safe for people, animals and the environment
- ▶ Easy handling due to standardised operation
- ▶ Easy to proportion. The extinguishing jet can be stopped at anytime
- ▶ Armature with brass design guaranteeing strength and high resistance against corrosion
- ▶ Extinguishing agent cylinder made of high-quality steel: phosphatised inside 1x, outside 2x, powder coated with plastic inside and outside
- ▶ Protected against accidental operation
- ▶ Internal CO₂ cartridge, rilsan coated
- ▶ High operating safety
- ▶ Easy to maintain

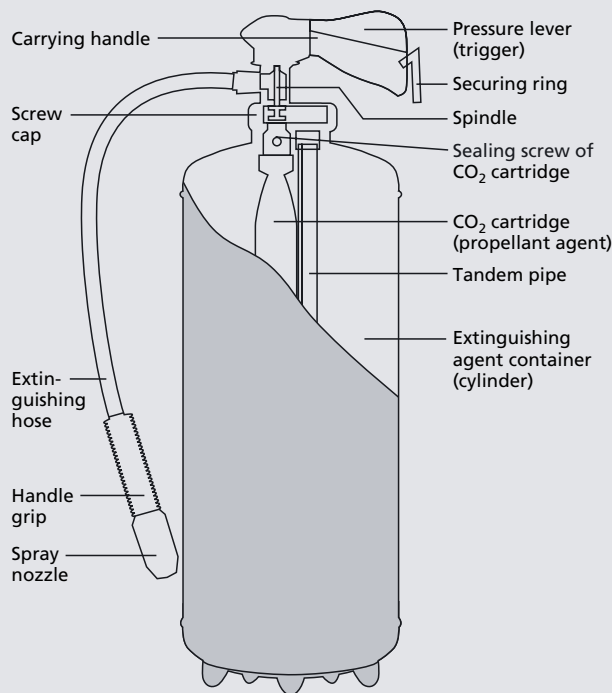
Operation and function



Pull out securing ring/ safety device.



Press down trigger lever and release it. Aim the nozzle at the base of fire and press down the trigger lever.



Maintenance

- ▶ The place of employment regulation (like ASR137 1 and 2, point 6.1) recommends to provide fire extinguishers with the same operating armature in a company to avoid operating mistakes. Minimax provides fire extinguishers with single-lever operation for all ranges of application and fire classifications, which guarantee special safety.
- ▶ The extinguisher is ready for operation after pulling the safety device. When operating the pressure lever, the spindle is placed onto the special sealing screw of the propellant cylinder, breaking off its sealing head. The propellant flows into the extinguisher cylinder, presses the extinguishing agent via riser, extinguishing hose and – while adding air – out of the spray nozzle, forming the extinguishing jet.
- ▶ The flow of the extinguishing agent is interrupted when releasing the pressure lever. Repeated operation of the pressure lever extinguishes fires on deep fat fryers.

- ▶ Fire extinguishers must be checked, maintained and repaired in regular intervals by an authorised expert (in Germany according to DIN 14406, Part 4.).
- ▶ Fire extinguishers must be refilled immediately after use – even if not completely emptied – to guarantee availability.
- ▶ Minimax Service stations take over all test and filling services. Ask your local agent.

Certificates*



*Consider national approval details according to models.

Technical data

Type	Official approval no.	Design	Extng. agent quantity	Extin-guishing agent	Pro-pellant gas	Test pressure	Max. operating pressure at +60 °C	Spraying time	Spraying range	Operating temperature	Fire classes / Rating* Efficiency classification (LE)**	Dimensions			Weight without wall bracket
												Height	Width	Ø	
			l			bar	approx. bar	approx. s	approx. m	°C		mm	mm	mm	approx. kg
WF 6n-C	P1-14/00	W 6 H-0	6	Febramax	Carbon dioxide	28	21.0	18	4	0 to +60	8 A 2 LE	550	312	160	12.5
WF 9n-C	P1-15/00	W 9 H-0	9	Febramax	Carbon dioxide	28	19.2	31	4	0 to +60	13 A 4 LE	550	320	190	16.7

* according to EN 3 ** according to ZH 1/201

The right is reserved to modify any specification without prior notice.

E-mail: info@minimax.de
www.minimax.de

Minimax GmbH
Export Department
Minimaxstrasse 1
D-72574 Bad Urach
Phone: +49 71 25 154-229
Fax: +49 71 25 154-166



Head Office:
Minimax GmbH
Industriestrasse 10/12
D-23840 Bad Oldesloe
Phone: +49 45 31 8 03-0
Fax: +49 45 31 8 03-2 48



* Certified acc. to ISO 9001